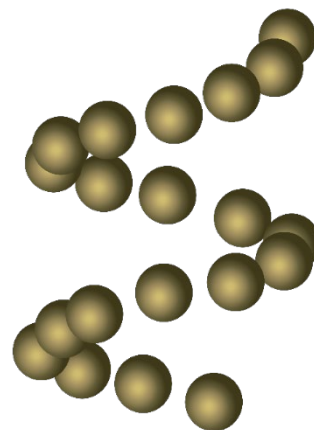


**2022**



**GALERNA**

---

CORPORACIÓN de  
PROMOCIÓN COMUNITARIA


**BALANCE**

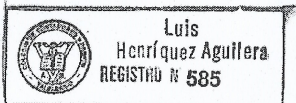
**BALANCE GENERAL**


Ejercicio desde el 01 de Enero hasta el 31 de Diciembre de 2022

| Código                        | Cuenta                         | Debitos            | Creditos           | S. Deudor          | S. Acreedor        | Activo             | Pasivo             | Perdidas           | Ganancias          |
|-------------------------------|--------------------------------|--------------------|--------------------|--------------------|--------------------|--------------------|--------------------|--------------------|--------------------|
| 110103                        | BANCO                          | 547,646,172        | 331,456,511        | 216,189,661        |                    | 216,189,661        |                    |                    |                    |
| 110607                        | FONDOS A RENDIR                | 98,369,582         | 245,191,101        |                    | 146,821,519        |                    | 146,821,519        |                    |                    |
| 120501                        | MAQUINARIAS                    | 302,179            | 30,218             | 271,961            |                    | 271,961            |                    |                    |                    |
| 120904                        | MUEBLES Y UTILES               | 1,707,459          | 170,746            | 1,536,713          |                    | 1,536,713          |                    |                    |                    |
| 120905                        | INSTALACIONES                  | 1,307,235          | 130,724            | 1,176,511          |                    | 1,176,511          |                    |                    |                    |
| 190201                        | OTRAS GARANTIAS                | 450,000            |                    | 450,000            |                    | 450,000            |                    |                    |                    |
| 210804                        | RETENCION PROFESIONALES        | 8,144,018          | 9,115,032          |                    | 971,014            |                    | 971,014            |                    |                    |
| 210806                        | OTRAS RETENCIONES              | 18,037             |                    | 18,037             |                    | 18,037             |                    |                    |                    |
| 211201                        | APORTÉS SOCIOS                 |                    | 2,232,857          |                    | 2,232,857          |                    | 2,232,857          |                    |                    |
| 230101                        | CAPITAL PAGADO                 |                    | 4,520,066          |                    | 4,520,066          |                    | 4,520,066          |                    |                    |
| 230201                        | RESERVAS DE REVALORIZACION     |                    | 2,523,063          |                    | 2,523,063          |                    | 2,523,063          |                    |                    |
| 230503                        | UTILIDADES ACUMULADAS          |                    | 59,224,914         |                    | 59,224,914         |                    | 59,224,914         |                    |                    |
| 410101                        | COSTO PRODUCTOS/ARTICULOS      | 12,784,679         |                    | 12,784,679         |                    |                    |                    | 12,784,679         |                    |
| 410106                        | SALARIOS Y SUELDOS             | 109,636,000        | 8,054,267          | 101,581,733        |                    |                    |                    | 101,581,733        |                    |
| 410107                        | LEYES SOCIALES                 | 3,708,194          |                    | 3,708,194          |                    |                    |                    | 3,708,194          |                    |
| 410120                        | MOVILIZACION Y COLACION        | 4,076,136          |                    | 4,076,136          |                    |                    |                    | 4,076,136          |                    |
| 410124                        | ARRIENDOS Y MANTENCION EXPLOT. | 15,246,006         |                    | 15,246,006         |                    |                    |                    | 15,246,006         |                    |
| 410125                        | Aporte Patronal                | 3,047,348          | 2,100,549          | 946,799            |                    |                    |                    | 946,799            |                    |
| 420102                        | HONORARIOS PROFESIONALES       | 69,826,830         |                    | 69,826,830         |                    |                    |                    | 69,826,830         |                    |
| 420108                        | OTROS GASTOS DE ADMINISTRACION |                    |                    |                    |                    |                    |                    |                    |                    |
| 420126                        | LOCOMOCION Y COLACION          | 72,684,195         |                    | 72,684,195         |                    |                    |                    | 72,684,195         |                    |
| 429102                        | DEPRECIACIONES                 | 331,688            |                    | 331,688            |                    |                    |                    | 331,688            |                    |
| 510107                        | VENTAS EXENTAS                 |                    | 4,159,536          |                    | 4,159,536          |                    |                    |                    | 4,159,536          |
| 510108                        | ASESORIAS Y COSULTORIAS        | 22,150,275         | 302,137,090        |                    | 279,986,815        |                    |                    |                    | 279,986,815        |
| 550113                        | CORRECCION MONETARIA G         |                    | 389,359            |                    | 389,359            |                    |                    |                    | 389,359            |
| <b>Sumas</b>                  |                                | <b>971,436,033</b> | <b>971,436,033</b> | <b>500,829,143</b> | <b>500,829,143</b> | <b>219,642,883</b> | <b>216,293,433</b> | <b>281,186,260</b> | <b>284,535,710</b> |
| <b>Utilidad del Ejercicio</b> |                                |                    |                    |                    |                    |                    | <b>3,349,450</b>   | <b>3,349,450</b>   |                    |
| <b>Totales</b>                |                                |                    |                    |                    |                    | <b>219,642,883</b> | <b>219,642,883</b> | <b>284,535,710</b> | <b>284,535,710</b> |

Declaro dejando constancia que el presente Balance General, ha sido confeccionado con datos e informaciones fidedignas y fueron proporcionados a nuestro Contador, dando cumplimiento al Artículo 100 del Código Tributario.

  
 Contador



  
 Javier Rodriguez Morales  
 Representante Legal

